

UNIVERSITY OF WORLD ECONOMY AND DIPLOMACY

Report on International Academic Staff at UWED

2022-2026

UNIVERSITY OF WORLD ECONOMY AND DIPLOMACY

International Academic Staff at UWED (2022–2026)

1 Executive Summary

UWED recorded 52 contracts and appointments involving international specialists between March 2022 and February 2026. In the 2025/26 academic year, 21 international teachers taught at UWED.

52

HR personnel records, 2022–2026

Measures: individual contract or appointment records. Not unique persons: the register contains no personal identifiers.

21

Foreign teachers in 2025/26

Measures: teachers listed in the official report for a single academic year (in-person and online).

12

Countries represented in 2025/26

Measures: distinct countries stated for the 21 teachers in the official report.

16 of 21

Taught for the full 2025/26 academic year

Measures: teachers whose documented teaching period is 01.09.2025–30.06.2026 (official report).

Key findings

- **Sixteen of the 21 international teachers taught for the full 2025/26 academic year. The other five taught for a semester or part of the year.**
- **Foreign academics teach subject courses as well as languages.** In 2025/26, 10 of the 21 teachers delivered subject courses (11 course titles, including Conflict Studies, Soft Power Diplomacy, Economics of Migration and Labour Economics); 11 taught foreign languages.
- **The Human Resources Office recorded new appointments each academic year from 2021/22 to 2025/26. The highest count was 15 in 2025/26.**
- **Geographic diversity is broad.** The two sources together document 13 countries; the HR register alone covers 11 countries of citizenship.
- **Coverage is uneven across units.** Over 2022–2026, the three language departments account for most HR records (36 of 47 academic department records). By 2025/26, the official report shows a more balanced spread, with International Relations (6) and International Economics and Management (4) together accounting for 10 of the 21 teachers.

Data sources

Human Resources Office – contract and appointment records, March 2022–February 2026.
Office of International Academic Cooperation – Foreign Professors Attraction Report 2025–2026, covering teachers, courses and partner institutions. The two sources use different units and their totals are reported separately.

2 International Academic Staff Engagement: 2022–2026

Figure 1 groups the 52 HR records by the academic year in which each appointment began. Each appointment is counted once, including those spanning several academic years.

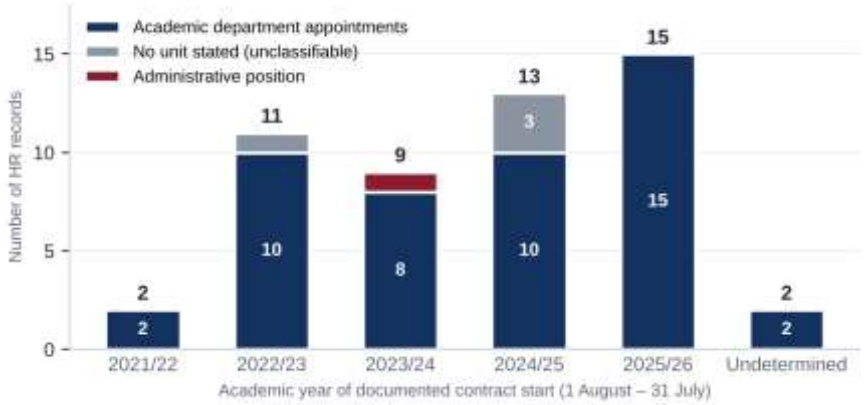

Figure 1. HR records of foreign specialists by academic year of contract start

Period: March 2022 – February 2026 (contract start dates) · Unit: HR records (n = 52), not unique persons · Grouping: academic year 1 August – 31 July · Source: UWED Human Resources Office

Two appointments began in 2024 with no month recorded. Figure 1 lists their academic year as “Undetermined”.

3 Geographic Diversity of International Academic Staff

Table 1 shows citizenship as recorded in the HR register and the country listed for each teacher in the 2025/26 teaching report. A teacher's sending institution may be based in a different country.

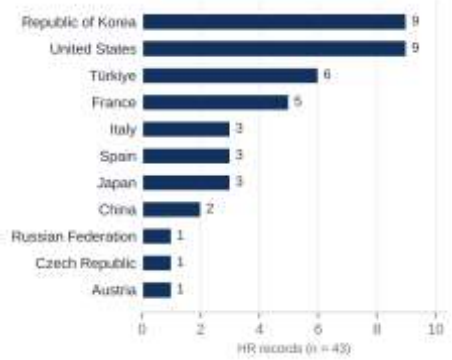

Figure 2. Citizenship in HR records, 2022–2026
Unit: academic department records with citizenship stated (n = 43) · Source: UWED Human Resources Office

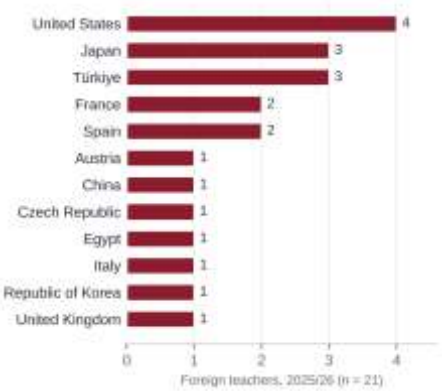

Figure 3. Country of foreign teachers, 2025/26
Unit: teachers (n = 21), one academic year · Source: UWED Office of International Academic Cooperation

Country	HR records 2022–2026 (n = 43)	Teachers 2025/26 (n = 21)
Republic of Korea	9	1
United States	9	4
Türkiye	6	3
France	5	2
Italy	3	1
Spain	3	2
Japan	3	3
China	2	1
Russian Federation	1	–
Czech Republic	1	1
Austria	1	1
Egypt	–	1
United Kingdom	–	1
Total / distinct countries	**43 records · 11 countries**	**21 teachers · 12 countries**

Table 1. Countries documented in each source
Columns use different units and periods and must not be summed. 13 distinct countries appear across both sources. Excluded from the HR column: the administrative post (1), records with no unit stated (4) and academic records with no country stated (4).

The Republic of Korea and the United States account for the most HR records over the four years (9 each). In 2025/26, the United States (4), Japan (3) and Türkiye (3) are the most represented. The 2025/26 cohort adds Egypt and the United Kingdom, which do not appear in the HR register.

4 Distribution Across Academic Departments

The HR register identifies the department of each appointment. The 2025/26 teaching report groups teachers by faculty or department. The HR breakdown below covers 47 academic appointments and excludes one administrative post and four records with no unit listed.

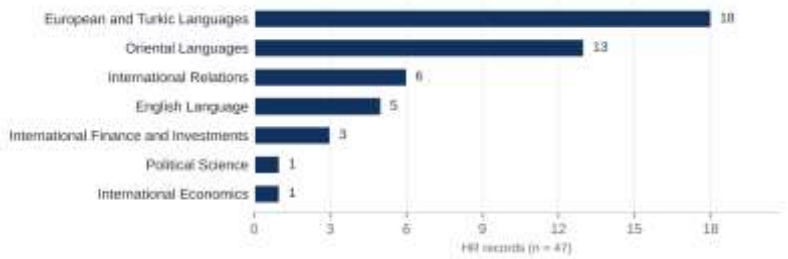

Figure 4. HR records by department, 2022–2026
Period: 2022–2026 · Unit: academic department records (n = 47) · Source: UWED Human Resources Office



Figure 5. Foreign teachers by academic unit, 2025/26
Period: 2025/26 academic year · Unit: teachers (n = 21) · Source: UWED Office of International Academic Cooperation

Over 2022–2026, language departments account for most HR records: European and Turkic Languages (18), Oriental Languages (13) and English Language (5). The official 2025/26 report shows a wider spread. International Relations has the largest group (6 teachers), and International Economics and Management has 4, all teaching subject courses. In the HR register, 4 of the 15 records that started in 2025/26 are International Relations appointments (Nos. 40, 43, 46, 47). There was one in each of 2023/24 and 2024/25, and none before that.

5 Forms and Duration of Academic Engagement

Each HR record was assigned one form of engagement, using the wording of the record (Figure 6). Volunteer engagement, mostly through international cooperation programmes such as KOICA, is the most common form (22 records). Paid academic appointments make up 16 records: 2 full-time, 9 part-time at 0.25–0.75 of a full rate, and 5 academic posts (senior lecturer or associate professor) where the rate is not stated. A further 8 records are hourly paid teaching.

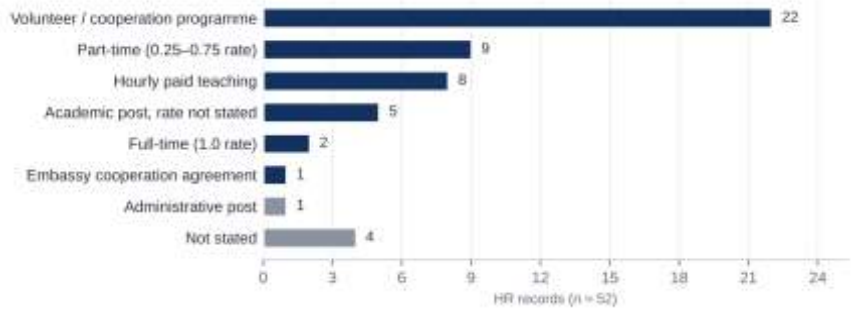

Figure 6. Forms of engagement in HR records
Period: 2022–2026 · Unit: HR records (n = 52) · "Embassy cooperation agreement" = agreement between UWED and the Embassy of Italy (record No. 37) · Source: UWED Human Resources Office

Contract duration

Contract duration was calculated from the start and end dates recorded for the 47 academic department records (Figure 7). Of the 39 records where duration can be determined, 25 (64%) run for at least seven months, and 4 run for more than one academic year (Nos. 1, 3, 13 and 16, all volunteer appointments in language departments).

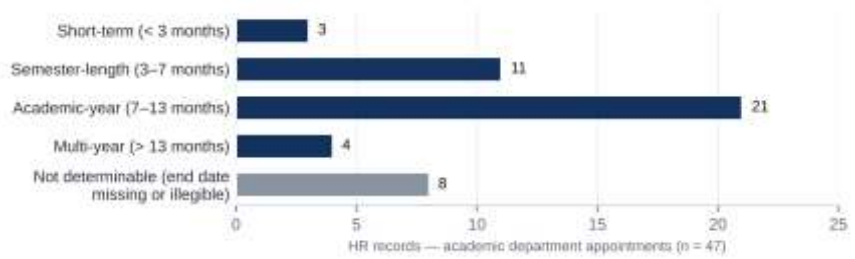

Figure 7. Contract duration of academic department appointments
Period: 2022–2026 · Unit: HR records (n = 47) · Duration = recorded end date minus start date · Source: UWED Human Resources Office

> **Teaching periods in 2025/26**
> Sixteen teachers taught from September 2025 to June 2026. Three taught in the first semester, one from November to March and one from February to May.

6 Courses and Teaching Periods

#	Course(s) taught	Country	Academic unit	Teaching period	Sending institution
1	Uzbekistan–Germany Relations: Energy and Sustainability	Austria	International Relations	01.09.2025–30.01.2026	Free University of Berlin
3	Conflict Studies; Academic Writing	United States	International Relations	01.09.2025–30.06.2026	Princeton in Asia
8	Academic Writing; History of International Relations	Türkiye	International Relations	01.09.2025–30.06.2026	Arizona State University
15	Contemporary Theories of International Relations	Japan	International Relations	01.09.2025–30.06.2026	University of Tsukuba
17	Soft Power Diplomacy	France	International Relations	01.09.2025–30.06.2026	University of Rouen Normandy
21	Political Management	United Kingdom	International Relations	01.02.2026–30.05.2026	University of Glasgow
10	Economics of Migration	United States	Int. Economics and Management	01.09.2025–30.06.2026	SOAS, London
11	International Trade Models (online)	Spain	Int. Economics and Management	01.09.2025–30.01.2026	CERGE-EI Foundation
12	Labour Economics (online)	Czech Republic	Int. Economics and Management	01.09.2025–30.01.2026	CERGE-EI Foundation
16	Contemporary Theories and Practice of International Trade	Japan	Int. Economics and Management	01.09.2025–30.06.2026	University of Tsukuba

Table 2. Subject courses taught by foreign teachers, 2025/26
Unit: teachers (10 of 21) and course titles (11) · "#" = entry number in the official report · Source: UWED Office of International Academic Cooperation

The other 11 teachers taught foreign languages: English (2, United States), Turkish (2, Türkiye), Italian, Spanish, French, Korean, Chinese, Japanese and Arabic. Of the 10 subject-course teachers, 6 taught for the full academic year, 3 in the first semester only (#1, #11, #12) and 1 in the second semester (#21).



Figure 8. Teaching periods of foreign teachers by academic unit, 2025/26
Period: 01.09.2025–30.06.2026 · Unit: teachers (n = 21), one bar per teacher · Bars show the documented teaching period, not weekly contact hours · Source: UWED Office of International Academic Cooperation

7 International Partnerships and Recruitment

UWED engaged international teachers through the partnerships listed in Table 3.

Partnership channel	Teachers reported
Princeton in Asia	2 persons
Free University of Berlin	2 persons
CERGE-EI	at least 2 persons
Alliance Française	1 person
KOICA, JICA and AECID (Spain)	listed; number not stated
Embassies of China, Türkiye, Italy and the United States	listed; number not stated

Table 3. International cooperation channels, 2025/26

Note: the report's list of 21 teachers names the Free University of Berlin for one teacher and does not name JICA as a sending institution. The channel figures are reproduced as stated. · Source: UWED Office of International Academic Cooperation

The HR register shows that these channels were already in use before 2025/26. It records volunteer appointments through KOICA from 2022, through Alliance Française de Tachkent (2022) and through a Chinese language exchange and cooperation centre (2022–2024), as well as a 2025 agreement between UWED and the Embassy of Italy in Tashkent. The official report also states that heads of departments have been given specific tasks to increase the number of foreign professors, and that an English-language draft employment contract aligned with international standards has been developed.

Recruitment for 2026/27

Table 4 summarises recruitment plans and progress for the 2026/27 academic year.

Measure	Reported status
UWED Teaching and Research Postdoctoral Fellowship Programme	Applications received from 37 candidates. Selection criteria: (1) PhD from a TOP-500 university; (2) excellent command of English; (3) publications indexed in Scopus and Web of Science; (4) specialisation relevant to UWED fields.
Selection procedure	Five stages: (1) collection and consolidation of documents by the Office of International Academic Cooperation; (2) initial selection jointly with the Office of Academic and Faculty Affairs; (3) review by departments; (4) demo lesson and interview; (5) final decision.
Recruitment progress	27 candidates interviewed; 4 hired; 7 in process. The candidates include PhD holders from Ghent University, Huazhong University of Science and Technology, Durham University and the University of Tsukuba (rankings as cited in the report).
Legal and regulatory framework	Draft English-language employment contract developed, covering the rights and obligations of both parties.

Table 4. Measures for 2026/27

Source: UWED Office of International Academic Cooperation